

# TEXAS EDUCATION AGENCY 2017 Accountability Summary

ROSCOE COLLEGIATE H S (177901001) - ROSCOE COLLEGIATE ISD

## Accountability Rating

**Met Standard**

### Met Standards on

- Student Achievement
- Student Progress
- Closing Performance Gaps
- Postsecondary Readiness

### Did Not Meet Standards on

- NONE

In 2017, to receive a Met Standard or Met Alternative Standard rating, districts and campuses must meet targets on three indexes: Index 1 or Index 2 and Index 3 and Index 4.

## Distinction Designation



Academic Achievement in ELA/Reading

**DISTINCTION EARNED**

Academic Achievement in Mathematics

NO DISTINCTION EARNED

Academic Achievement in Science

NO DISTINCTION EARNED

Academic Achievement in Social Studies

**DISTINCTION EARNED**

Top 25 Percent Student Progress

NO DISTINCTION EARNED

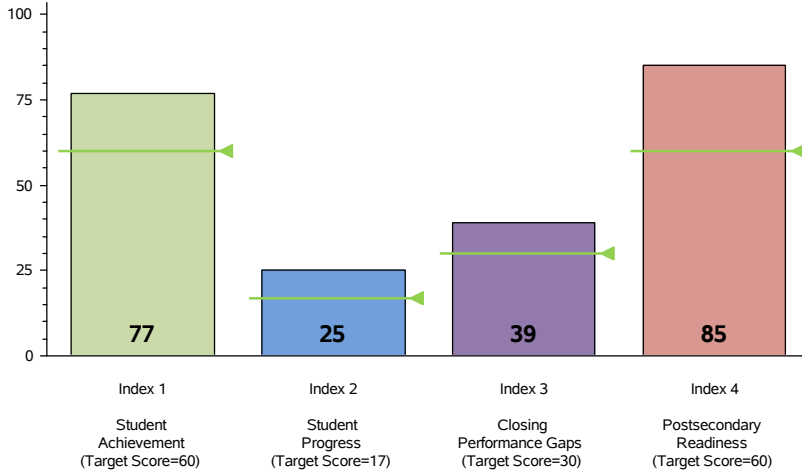
Top 25 Percent Closing Performance Gaps

NO DISTINCTION EARNED

Postsecondary Readiness

**DISTINCTION EARNED**

## Performance Index Report



## Performance Index Summary

Index	Points Earned	Maximum Points	Index Score
1 - Student Achievement	372	486	77
2 - Student Progress	203	800	25
3 - Closing Performance Gaps	702	1,800	39
4 - Postsecondary Readiness			
STAAR Score	11.5		
Graduation Rate Score	25.0		
Graduation Plan Score	24.2		
Postsecondary Component Score	24.1		85

## Campus Demographics

Campus Type	Elementary/Secondary
Campus Size	256 Students
Grade Span	06 - 12
Percent Economically Disadvantaged	47.7
Percent English Language Learners	6.6
Mobility Rate	14.9
Percent Served by Special Education	5.5
Percent Enrolled in an Early College High School Program	0.0

## System Safeguards

### Number and Percentage of Indicators Met

Performance Rates	16 out of 16 = 100%
Participation Rates	8 out of 8 = 100%
Graduation Rates	1 out of 1 = 100%
<b>Total</b>	<b>25 out of 25 = 100%</b>

For further information about this report, please see the Performance Reporting website at <https://rptsvr1.tea.texas.gov/perfreport/account/2017/index.html>

**TEXAS EDUCATION AGENCY**  
**2017 Accountability Summary**  
WALLACE H S (177901003) - ROSCOE COLLEGIATE ISD

**Accountability Rating**

Not Rated

**Met Standards on**

- NONE

**Did Not Meet Standards on**

- NONE

In 2017, to receive a Met Standard or Met Alternative Standard rating, districts and campuses must meet targets on three indexes: Index 1 or Index 2 and Index 3 and Index 4.

**Distinction Designation**

Academic Achievement in ELA/Reading

NOT ELIGIBLE

Academic Achievement in Mathematics

NOT ELIGIBLE

Academic Achievement in Science

NOT ELIGIBLE

Academic Achievement in Social Studies

NOT ELIGIBLE

Top 25 Percent Student Progress

NOT ELIGIBLE

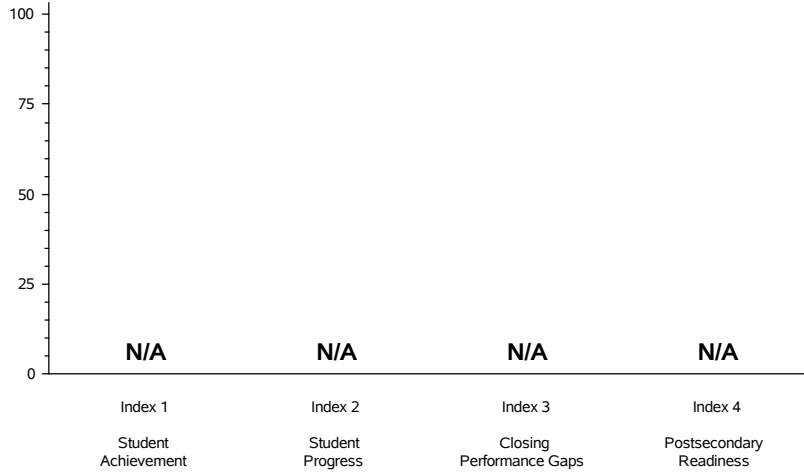
Top 25 Percent Closing Performance Gaps

NOT ELIGIBLE

Postsecondary Readiness

NOT ELIGIBLE

**Performance Index Report**



**Campus Demographics**

Campus Type	High School
Campus Size	4 Students
Grade Span	08 - 12
Percent Economically Disadvantaged	50.0
Percent English Language Learners	0.0
Mobility Rate	80.0
Percent Served by Special Education	0.0
Percent Enrolled in an Early College High School Program	0.0

**Performance Index Summary**

Index	Points Earned	Maximum Points	Index Score
1 - Student Achievement	N/A	N/A	N/A
2 - Student Progress	N/A	N/A	N/A
3 - Closing Performance Gaps	N/A	N/A	N/A
4 - Postsecondary Readiness			
STAAR Score	N/A		
Graduation Rate Score	N/A		
Graduation Plan Score	N/A		
Postsecondary Component Score	N/A		N/A

**System Safeguards**

**Number and Percentage of Indicators Met**

Performance Rates	N/A
Participation Rates	N/A
Graduation Rates	N/A
<b>Total</b>	<b>N/A</b>

For further information about this report, please see the Performance Reporting website at <https://rptsvr1.tea.texas.gov/perfreport/account/2017/index.html>

**TEXAS EDUCATION AGENCY**  
**2017 Accountability Summary**  
 ROSCOE EL (177901101) - ROSCOE COLLEGIATE ISD

**Accountability Rating**

**Met Standard**

**Met Standards on**

- Student Achievement
- Student Progress
- Closing Performance Gaps
- Postsecondary Readiness

**Did Not Meet Standards on**

- NONE

In 2017, to receive a Met Standard or Met Alternative Standard rating, districts and campuses must meet targets on three indexes: Index 1 or Index 2 and Index 3 and Index 4.

**Distinction Designation**



Academic Achievement in ELA/Reading

NO DISTINCTION EARNED

Academic Achievement in Mathematics

NO DISTINCTION EARNED

Academic Achievement in Science

DISTINCTION EARNED

Academic Achievement in Social Studies

NOT ELIGIBLE

Top 25 Percent Student Progress

NO DISTINCTION EARNED

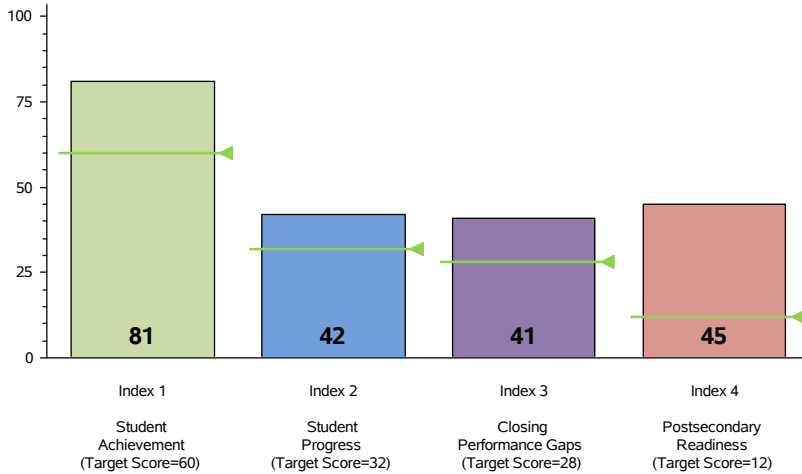
Top 25 Percent Closing Performance Gaps

NO DISTINCTION EARNED

Postsecondary Readiness

NO DISTINCTION EARNED

**Performance Index Report**



**Campus Demographics**

Campus Type	Elementary
Campus Size	337 Students
Grade Span	PK - 05
Percent Economically Disadvantaged	49.0
Percent English Language Learners	11.0
Mobility Rate	10.3
Percent Served by Special Education	3.9
Percent Enrolled in an Early College High School Program	0.0

**Performance Index Summary**

Index	Points Earned	Maximum Points	Index Score
1 - Student Achievement	308	380	81
2 - Student Progress	250	600	42
3 - Closing Performance Gaps	574	1,400	41
4 - Postsecondary Readiness			
STAAR Score	45.3		
Graduation Rate Score	N/A		
Graduation Plan Score	N/A		
Postsecondary Component Score	N/A		45

**System Safeguards**

**Number and Percentage of Indicators Met**

Performance Rates	11 out of 13 = 85%
Participation Rates	8 out of 8 = 100%
Graduation Rates	N/A
<b>Total</b>	<b>19 out of 21 = 90%</b>

For further information about this report, please see the Performance Reporting website at <https://rptsvr1.tea.texas.gov/perfreport/account/2017/index.html>